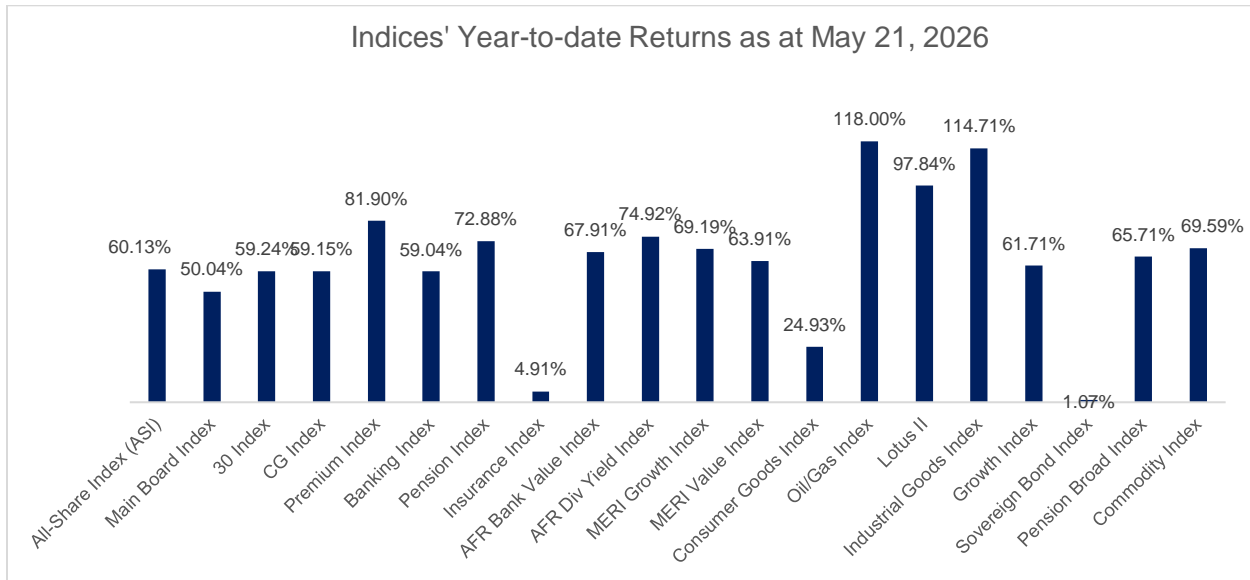
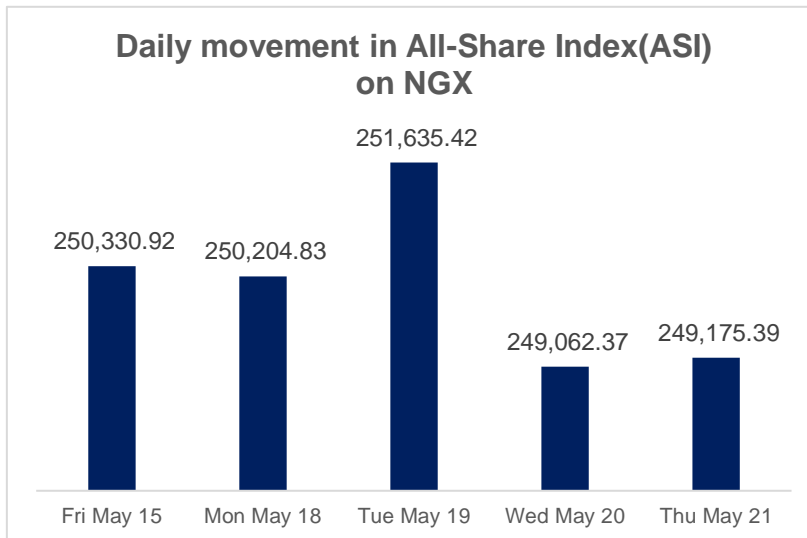


Daily Market Report | 21st May 2026

All-Share Index rises by 0.05% as Market Cap adds N72bn



The equity market posted marginal gains at the close of Thursday's trading session following the

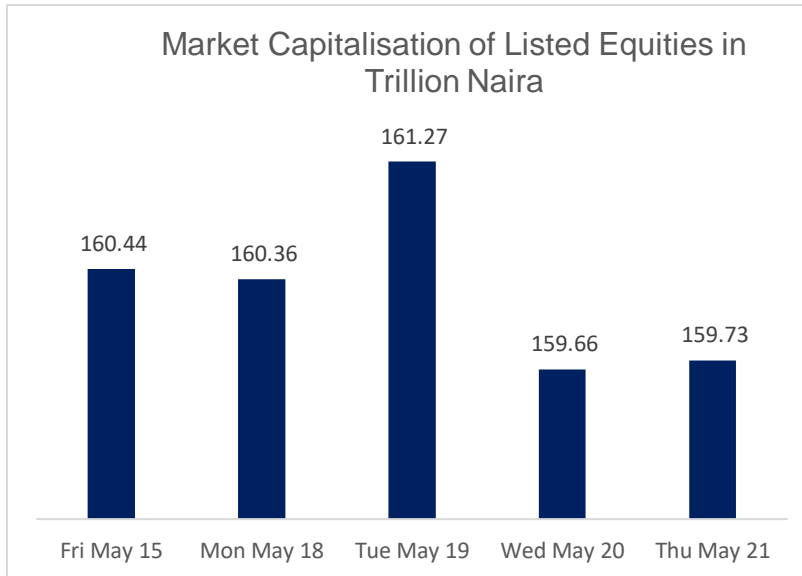


Monetary Policy Committee's decision to retain key interest rates. The All-Share Index (ASI) rose by 113.02 points to close at 249,175.39, compared with 249,062.37 recorded on Wednesday, representing a daily gain of 0.05%. Year-to-date, the ASI has returned 60.13%.

Similarly, the market capitalisation of listed equities

edged higher by N72.43 billion to close at N159.73 trillion, up from N159.66 trillion recorded in the previous session.

However, gains were tempered by declines in several blue-chip stocks, including PZ Cussons (-



3.13%), Custodian Investment (-2.18%), Oando (-2.06%), and Cadbury Nigeria (-1.57%).

Trading activity remained strong, with investors exchanging 1.05 billion shares valued at N30.96 billion across 62,448 deals. A total of 148 equities were traded during the session, of which 26 advanced, 49 declined, while 73 closed unchanged.

In terms of volume, the five most actively traded stocks were Sterling Holdings with 322.68 million shares, Japaul Gold with 96.38 million shares, Fidelity Bank with 57.03 million shares, Access Holdings with 52.22 million shares, and Lasaco Assurance with 42.53 million shares.

By value, Aradel Holdings led the chart with transactions worth N5.06 billion, followed by Zenith Bank at N3.06 billion, Sterling Holdings at N2.57 billion, MTN Nigeria at N1.96 billion, and Fidelity Bank at N1.32 billion.

Board of Directors Meeting

- The Board of Directors of Honeywell Flourmill will meet on May 29, 2026 to consider its Audited Financial Statements for the year ended 31st March 2026.
- Industrial & Medical Gases Nigeria to hold its 66th Annual General Meeting on June 19, 2026 in Lagos State.
- The Board of Directors of University Press will meet on June 24, 2026 to consider and approve the Audited Financial Statements for the year ended 31st March 2026.

Dividend Schedule

Company	Dividend	Qualification Date	Payment Date
CWG	N0.70	April 7, 2026	April 17, 2026
The Initiates	N0.30	April 7, 2026	May 4, 2026

MTN Nigeria	N15.00	April 8, 2026	May 5, 2026
Unilever	N3.25	April 10, 2026	May 8, 2026
Geregu Power	N9.00	April 13, 2026	April 30, 2026
Nigerian Exchange Group	N2.00 1 for 3	April 10, 2026	April 29, 2026
Transcorp Power	N4.00	April 17, 2026	May 5, 2026
SFS REIT	N28.30	April 17, 2026	May 18, 2026
Wema Bank	N1.25	April 29, 2026	May 20, 2026
NAHCO	N6.25 1 for 7	May 1, 2026	May 15, 2026
Transcorp	N1.60	May 1, 2026	May 19, 2026
Stanbic IBTC Holdings	N4.00	May 4, 2026	May 26, 2026
Seplat Energy	\$0.083	May 15, 2026	
BUA Cement	N10.00	May 8, 2026	May 21, 2026
Haldane McCall	N0.05	May 28, 2026	June 18, 2026
BUA Foods	N28.00	June 4, 2026	July 15, 2026
UACN	N1.00	June 11, 2026	June 26, 2026
Dangote Cement	N45.00	Jun 17, 2026	Jul 2, 2026

Daily Gainers | 21st May, 2026

Stock	Opening Price	Closing Price	Change
INTN'L ENERGY INSURANCE	3.1	3.41	10.00%
ABC	8.26	9.08	9.93%
UNILEVER NIGERIA	153	168	9.80%
ACADEMY PRESS	7.7	8.45	9.74%
EUNISELL INTERLINKED	191.9	209.95	9.41%
ZICHIS AGRO ALLIED	32.04	35	9.24%
ABBAY MORTGAGE BANK	6.7	7.05	5.22%
GREENWICH ALPHA ETF	954.99	1000	4.71%
U A C N	183	189.95	3.80%
INTN'L BREWERIES	12.3	12.75	3.66%

Daily Losers | 21st May 2026

Stock	Opening Price	Closing Price	Change
FGN DEC 2031	98.99	80	-19.18%
BERGER PAINTS	164	147.6	-10.00%
LEARN AFRICA	13.05	11.75	-9.96%
DAAR COMMS	2.11	1.9	-9.95%
R T BRISCOE	14.2	12.79	-9.93%
MAY & BAKER	51.5	46.55	-9.61%
SOVEREIGN TRUST INSURANCE	2.43	2.2	-9.47%
TRANS-NATIONWIDE	7	6.35	-9.29%
UPDC	4.45	4.05	-8.99%
CAVERTON OFFSHORE	7.35	6.75	-8.16%



(Trading License Holder of Nigerian Exchange Limited)
(Dealing Member of Lagos Commodities & Futures Exchange)
(Participating Institution of NASD OTC Securities Limited)

WhatsApp: [+234 703 943 0889](tel:+2347039430889)

<https://thebrooksecurities.com> 0201-2717903 research@thebrooksecurities.com

The Brook Securities Ltd is registered and regulated by the Securities and Exchange Commission (SEC) Nigeria

NASD OTC Exchange Price List May 21st, 2026

Security	Open Price	High	Low	Price Close	Change(%)	Trades	Volume	Value(N)
11 PLC	243.21	244.53	244.53	244.53	0.54	1	10,529	2,574,656.37
AFRILAND PROPERTIES	16.90	15.95	15.50	15.95	-5.62	2	10,199	161,623.75
CSCS	71.81	76.00	71.85	74.20	3.33	8	164,401	12,186,478.10
FRIESLAND CAMPINA WAMCO	150.95	166.00	150.00	164.06	8.69	14	382,365	62,697,040.00
FOOD CONCEPTS	2.35	2.58	2.58	2.58	9.79	2	38,000	98,040.00
GEO-FLUIDS	2.94	3.00	3.00	3.00	2.08	1	2,000,000	6,000,000.00
IGI	0.61	0.60	0.60	0.60	-1.64	1	163,000	97,800.00
LAGOS BUIDLING INV. COY	3.82	3.82	3.82	3.82	0.00	1	10,000	38,200.00
MRS OIL	178.10	185.00	185.00	178.10	0.00	1	500	92,500.00
NASD	34.50	37.36	37.36	34.50	0.00	3	4,148	154,969.28
NITROX INDUSTRIAL GASES	27.00	27.00	24.30	25.44	-5.76	7	420,708	10,704,636.00
UBN PROPERTY	2.24	2.24	2.24	2.24	0.00	1	10,000	22,400.00

Disclaimer: This report, prepared by The Brook Securities Ltd., serves as a guide for clients making independent investment decisions in securities, not as a definitive recommendation. The information herein is sourced from public data, analyst estimates, and opinions, and is intended for general informational purposes only. It does not constitute an offer or solicitation to buy or sell securities or financial instruments. The Brook Securities Ltd., its affiliates, subsidiaries, or employees are not liable for any losses incurred from using this information. Investment values may vary due to market fluctuations, and past performance does not predict future results. Currency exchange rate changes may also affect investment values, potentially resulting in losses. The Brook Securities Ltd. is registered with the Securities and Exchange Commission (SEC) and is a Trading License Holder of The Nigerian Exchange Limited (NGX). Its registered office is located at [4, Fatai Idowu Arobieke Street, Lekki Phase 1, Lagos, Nigeria](#).