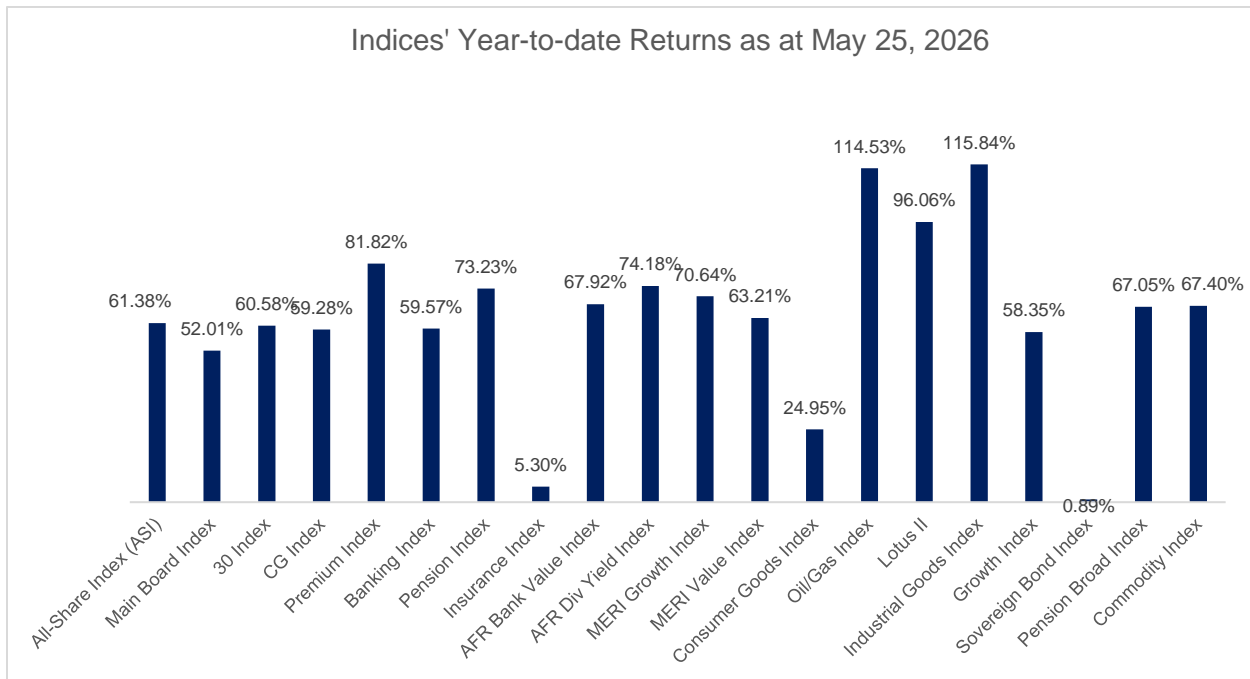
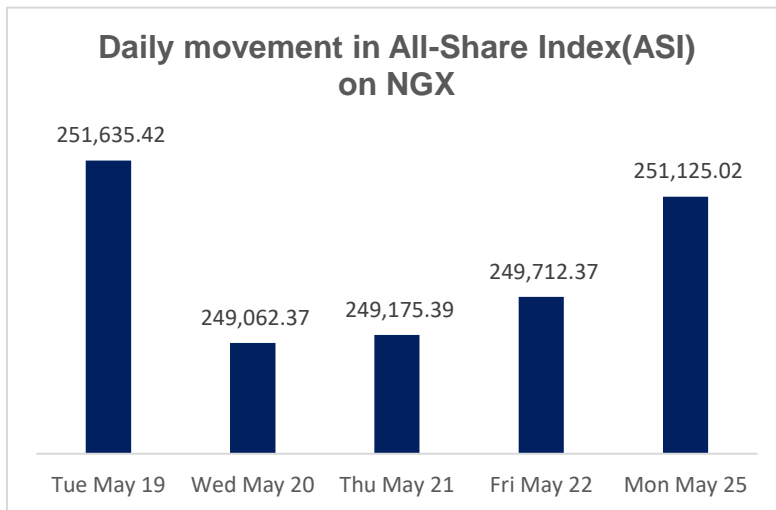


Daily Market Report | 25 May 2026

**Equities gain N905bn as GDP expands by 3.89% in Q1 2026**



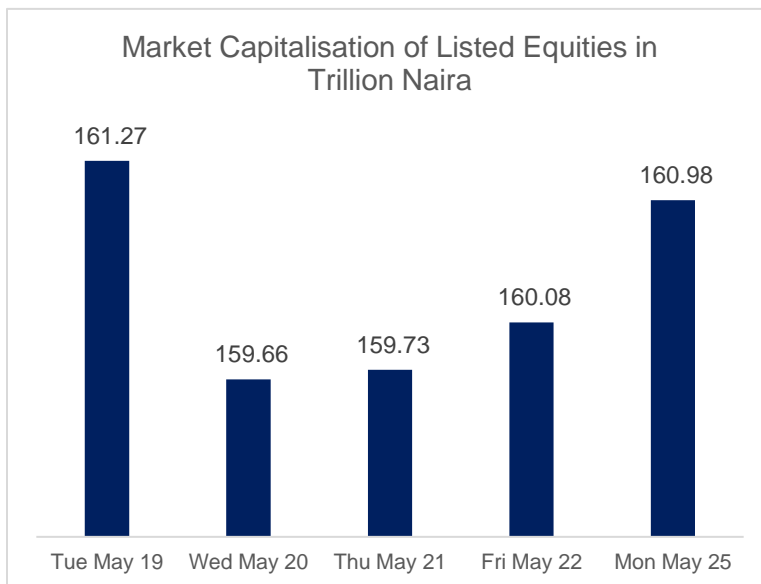
The Nigerian equity market closed higher on Monday, buoyed by strong first-quarter 2026 GDP



growth figures. The All-Share Index (ASI) advanced to 251,125.02 points from 249,712.37 points recorded on Friday, reflecting a daily gain of 0.57% and a year-to-date return of 61.38%.

Market capitalisation also appreciated by N905.57bn to close at N160.98trn, compared with N160.07trn at the close of trading last Friday.

The bullish sentiment followed Nigeria's real GDP growth of 3.89% in Q1 2026, an improvement over the 3.13% recorded in the corresponding period of 2025. Key sectors driving the growth included oil refining with 37.5%, quarrying and related activities at 23.4%, telecommunications at 12.2%, arts and entertainment at 11.3%, and road transportation at 9.6%, among others.



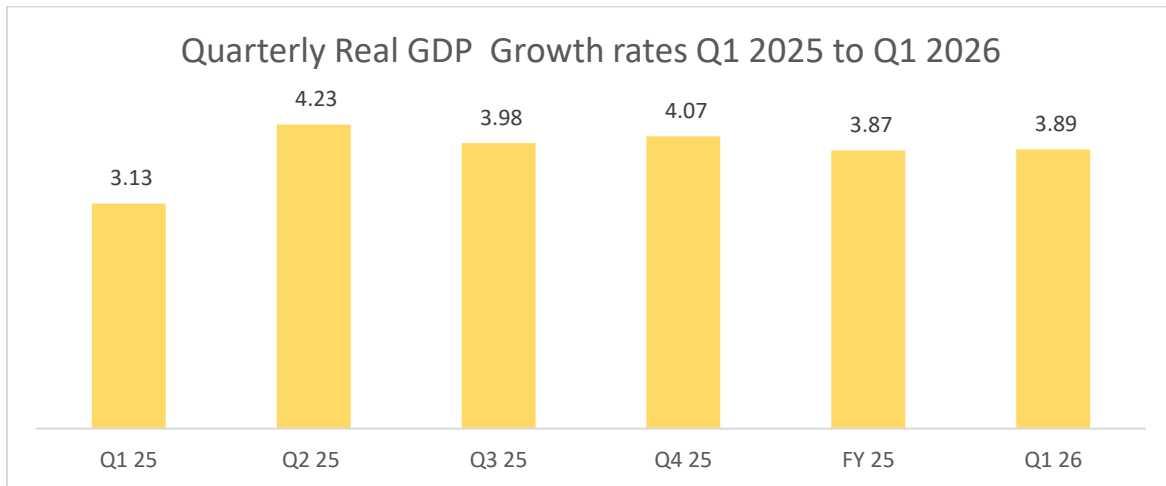
Trading activity remained robust, with 150 stocks exchanging hands on Monday. Of these, 42 equities recorded price gains, 38 declined, while 70 closed unchanged.

The most actively traded stocks by volume were Access Holdings with 61.29 million shares, Zenith Bank with 37.93 million shares, Fidelity Bank with 35.79 million shares, Japaul Gold with 24.67 million shares, and Tantalizers with 22.78 million shares.

By value, Aradel Holdings led the chart with transactions worth N11.98bn, followed by Zenith Bank at N4.98bn, GTCO at N2.84bn, Airtel Africa at N1.82bn, and Seplat Energy at N1.77bn.

## Board of Directors Meeting

- The Board of Directors of Honeywell Flourmill will meet on May 29, 2026 to consider its Audited Financial Statements for the year ended 31<sup>st</sup> March 2026.
- Industrial & Medical Gases Nigeria to hold its 66<sup>th</sup> Annual General Meeting on June 19, 2026 in Lagos State.
- The Board of Directors of University Press will meet on June 24, 2026 to consider and approve the Audited Financial Statements for the year ended 31<sup>st</sup> March 2026.



#### Daily Gainers | 25 May, 2026

Stock	Opening Price	Closing Price	Change
AIRTEL AFRICA	3323.40	3655.70	10.00 %
VETIVA GRIFFIN 30 ETF	100.83	110.90	9.99%
INT'L ENERGY INSURANCE	3.41	3.74	9.68%
SOVEREIGN TRUST INSURANCE	2.28	2.50	9.65%
CAVERTON OFFSHORE	6.75	7.40	9.63%
VFD GROUP	9.95	10.90	9.55%
UNION DICON SALT	21.70	23.75	9.45%
LIVINGTRUST MORTGAGE BANK	4.07	4.45	9.34%
TANTALIZERS	4.13	4.50	8.96%
VETIVA S & P NIG	269.02	293.10	8.95%

#### Daily Losers | 25 May 2026

Stock	Opening Price	Closing Price	Change
MCNICHOLS PLC	8.00	7.20	-10.00%
THE INITIATES PLC	33.80	30.45	-9.91%
NEWGOLD ETF	151995.99	137000.00	-9.87%
LEARN AFRICA	12.90	11.65	-9.69%
ZICHIS AGRO	33.65	30.98	-7.93%
ALLIED	100.00	92.61	-7.39%
FGS JAN 2029	50.00	46.70	-6.60%
MAY & BAKER	50.00	46.70	-6.60%
PRESTIGE ASSURANCE	1.55	1.45	-6.45%
ABC	9.02	8.48	-5.99%
CHAMPION BREW.	13.85	13.05	-5.78%



(Trading License Holder of Nigerian Exchange Limited)  
 (Dealing Member of Lagos Commodities & Futures Exchange)  
 (Participating Institution of NASD OTC Securities Limited)

RC:172151

WhatsApp: +234 703 943 0889

<https://thebrooksecurities.com> 0201-2717903 [research@thebrooksecurities.com](mailto:research@thebrooksecurities.com)

The Brook Securities Ltd is registered and regulated by the Securities and Exchange Commission (SEC) Nigeria

## NASD OTC Exchange Price List May 25, 2026

Security	Open Price	High	Low	Price Close	Change(%)	Trades	Volume	Value(N)
11 PLC	244.53	221.1	221.1	221.1	-9.58	1	8,000	1,768,800.00
CSCS	71.07	78.00	70.00	74.85	5.33	9	155,751	11,677,680.00
FRIESLAND CAMPINA WAMCO	179.67	197.60	175	180	0.18	7	231,010	41,588,016.00
FOOD CONCEPTS	2.66	2.66	2.66	2.66	0.00	3	9,200	24,472.00
GOLDEN CAPTIAL	13.00	13.00	13.00	13.00	0.00	2	240,000	3,120,000.00
IGI	0.60	0.60	0.60	0.60	0.00	2	836,950	502,170.00
NASD	34.5	37.36	37.36	37.36	8.29	1	12,300	459,528.00
NITROX INDUSTRIAL GASES	25.50	25.50	25.50	25.50	0.00	1	1,000	25,500.00
UBN PROPERTY	2.24	2.25	2.25	2.24	0.00	1	200	450

**Disclaimer:** This report, prepared by The Brook Securities Ltd., serves as a guide for clients making independent investment decisions in securities, not as a definitive recommendation. The information herein is sourced from public data, analyst estimates, and opinions, and is intended for general informational purposes only. It does not constitute an offer or solicitation to buy or sell securities or financial instruments. The Brook Securities Ltd., its affiliates, subsidiaries, or employees are not liable for any losses incurred from using this information. Investment values may vary due to market fluctuations, and past performance does not predict future results. Currency exchange rate changes may also affect investment values, potentially resulting in losses. The Brook Securities Ltd. is registered with the Securities and Exchange Commission (SEC) and is a Trading License Holder of The Nigerian Exchange Limited (NGX). Its registered office is located at **4, Fatai Idowu Arobieke Street, Lekki Phase 1, Lagos, Nigeria.**