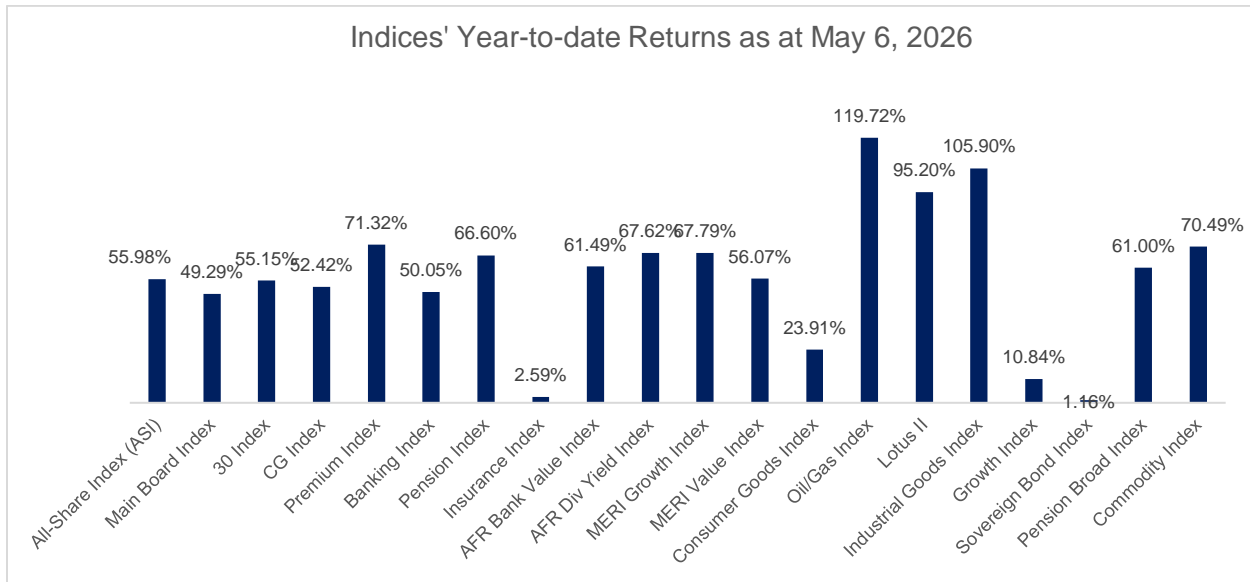
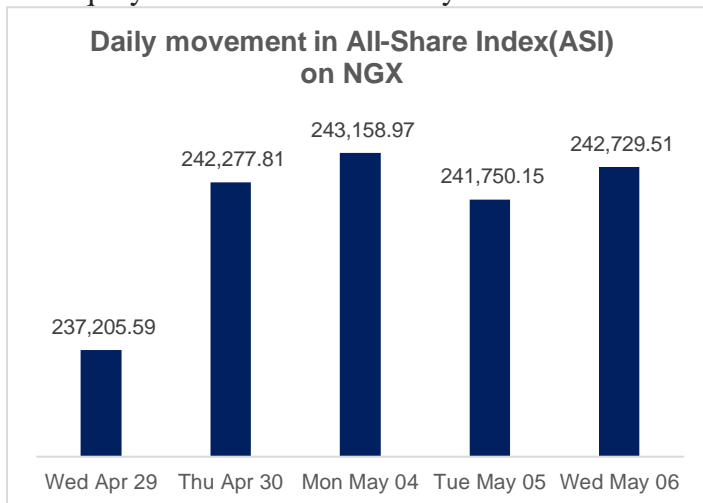


Daily Market Report | 6th May 2026

Equity market recovers as ASI rises by 0.41%, Market Cap up by N629bn



The equity market recovered today as the All-Share Index (ASI) gained 979.36 points to close at 242,729.51 points, representing a daily return of 0.41% over 241,750.15 points on Tuesday. Year-to-date, the ASI has recorded 55.98% return to investors.



The market capitalisation of listed equities increased to N155.78trn on Wednesday, up from N155.52trn on Tuesday, buoyed by gains recorded by some market heavyweights. This amounted to a daily appreciation in equity value to the tune of N628.53bn.

Blue chip firms that contributed to today's gains include Airtel Africa (+10.00%), Dangote Sugar (+8.42%); NAHCO (+2.94%), Unilever (+1.82%), and First Holdco (+1.58%).

The bond market capitalisation gained N499.09bn to close at N55.60trn on Wednesday while the market capitalisation of Exchange Traded Funds (ETFs) gained N3.91bn to close at N114.45bn.



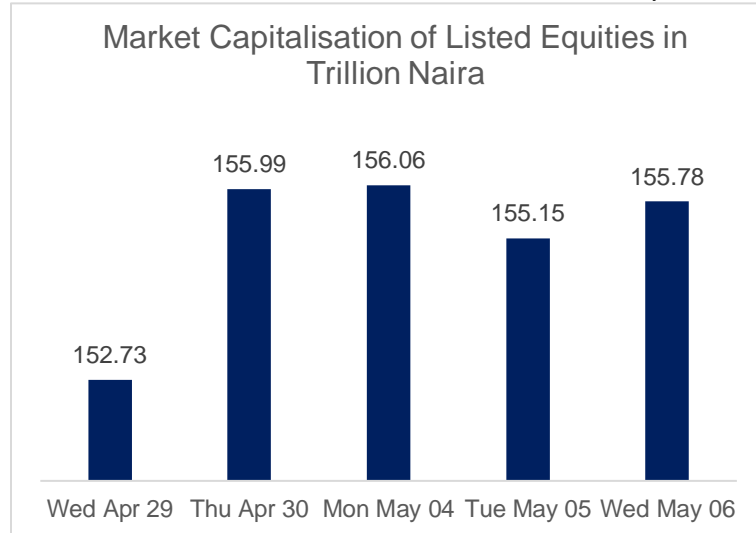
(Trading License Holder of Nigerian Exchange Limited)
 (Dealing Member of Lagos Commodities & Futures Exchange)
 (Participating Institution of NASD OTC Securities Limited)

RC:172151

<https://thebrooksecurities.com> 0201-2717903 research@thebrooksecurities.com

The Brook Securities Ltd is registered and regulated by the Securities and Exchange Commission (SEC) Nigeria

Investors traded 1.41 billion shares on Wednesday valued at N59.43bn executed in 85,804 deals.



One hundred and forty-seven (147) stocks were traded today out of which 54 stocks appreciated in price; 27 stocks depreciated in price, while the prices of 66 stocks remained unchanged.

The top five most traded stocks by volume were CWG, 421.69m; Access Holdings, 85.41m; Chams, 83.38m; Secure Electronics, 59.75m, and Zenith Bank, 56.03m. On the value side, the most traded stocks by value were CWG, N8.85bn; MTN Nigeria,

N7.56bn; Zenith Bank, N7.16bn; GTCO, N6.21bn, and Dangote Sugar, N4.15bn.

New Listing

The NGX listed NBET Finance Company Plc's N300,000,000,000 Series I (Tranche A): 7-Year 17.5% Fixed Rate Bonds Due 2033; and N201,021,000,000 Series I (Tranche B): 7-Year 17.5% Fixed Rate Bonds due 2033 under the N4,000,000,000,000.00 Multi-Instrument Issuance Programme on the main board today.

May 2026 FGN Savings Bond Offer

The monthly FGN Savings Bond offer opened today May 4, 2026 and will close on May 8, 2026. Settlement date is May 13, 2026. The two tenors on offer are the 2-Year FGN Savings Bond due May 13, 2028 at 13.525% per annum, and the 3-Year FGN Savings Bond due May 13, 2029 at 14.525% per annum

Dividend Schedule

Company	Dividend	Qualification Date	Payment Date
Zichis Agro-Allied	N0.20	Mar 16, 2026	April 29, 2026
Lafarge Africa	N6.00	April 3, 2026	April 30, 2026
United Capital	N0.30	April 7, 2026	April 24, 2026
CWG	N0.70	April 7, 2026	April 17, 2026
The Initiates	N0.30	April 7, 2026	May 4, 2026
MTN Nigeria	N15.00	April 8, 2026	May 5, 2026
Unilever	N3.25	April 10, 2026	May 8, 2026
Geregu Power	N9.00	April 13, 2026	April 30, 2026
Nigerian Exchange Group	N2.00 1 for 3	April 10, 2026	April 29, 2026



(Trading License Holder of Nigerian Exchange Limited)
 (Dealing Member of Lagos Commodities & Futures Exchange)
 (Participating Institution of NASD OTC Securities Limited)

RC:172151

<https://thebrooksecurities.com> 0201-2717903 research@thebrooksecurities.com

The Brook Securities Ltd is registered and regulated by the Securities and Exchange Commission (SEC) Nigeria

Transcorp Power	N4.00	April 17, 2026	May 5, 2026
SFS REIT	N28.30	April 17, 2026	May 18, 2026
Wema Bank	N1.25	April 29, 2026	May 20, 2026
NAHCO	N6.25 1 for 7	May 1, 2026	May 15, 2026
Transcorp	N1.60	May 1, 2026	May 19, 2026
Stanbic IBTC Holdings	N4.00	May 4, 2026	May 26, 2026
Seplat Energy	\$0.083	May 15, 2026	
BUA Cement	N10.00	May 8, 2026	May 21, 2026
Haldane McCall	N0.05	May 28, 2026	June 18, 2026
BUA Foods	N28.00	June 4, 2026	July 15, 2026
UACN	N1.00	June 11, 2026	June 26, 2026
Dangote Cement	N45.00	Jun 17, 2026	Jul 2, 2026

Daily Gainers | 6th May, 2026

Stock	Opening Price	Closing Price	Change
SIAML PENSION ETF	7125.05	7837.55	10.00%
AIRTEL AFRICA	3021.30	3323.40	10.00%
CAP	175.65	193.20	9.99%
ZICHIS AGRO ALLIED	25.08	27.58	9.97%
R T BRISCOE	12.87	14.15	9.95%
FTN COCOA	6.65	7.31	9.92%
DEAP CAPITAL	5.04	5.54	9.92%
NPF MICROFINANCE	5.15	5.66	9.90%
BERGER PAINTS	81.75	89.80	9.85%
E-TRANZACT	15.50	17.00	9.68%

Daily Losers | 6th May 2026

Stock	Opening Price	Closing Price	Change
TAJ SUKUK S1	97.99	81.02	-17.32%
SUNU ASSURANCES	4.50	4.05	-10.00%
GUINNESS	447.30	402.60	-9.99%
MERISTEM GROWTH ETF	135.05	121.56	-9.99%
CAVERTON	6.00	5.50	-8.33%
FORTIS GLOBAL INS	1.17	1.08	-7.69%
MAY & BAKER	44.00	41.00	-6.82%
LINKAGE ASSURANCE	1.87	1.75	-6.42%
ELLAH LAKES	11.60	11.00	-5.17%
VERITAS KAPITAL	1.79	1.70	-5.03%



(Trading License Holder of Nigerian Exchange Limited)
 (Dealing Member of Lagos Commodities & Futures Exchange)
 (Participating Institution of NASD OTC Securities Limited)

RC:172151

<https://thebrooksecurities.com> 0201-2717903 research@thebrooksecurities.com

The Brook Securities Ltd is registered and regulated by the Securities and Exchange Commission (SEC) Nigeria

NASD OTC Exchange Price List May 6th, 2026

Security	Open Price	High	Low	Price Close	Change(%)	Trades	Volume	Value(N)
11 PLC	191.00	210.10	210.10	210.10	10.00	1	6,411	1,346,951.10
ACORN PETROLEUM	1.34	1.34	1.34	1.34	0.00	1	12,000	16,080.00
CSCS	77.14	76.00	76.00	76.00	-1.47	8	61,485	4,672,860.00
FRIESLAND CAMPINA WAMCO	106.90	117.59	110.00	116.80	9.26	11	292,423	34,125,832.26
FOOD CONCEPTS	2.36	2.59	2.59	2.59	9.81	1	11,000	28,490.00
IPWA	7.27	7.99	7.27	7.3	0.47	2	105,000	766,950.00
LAGOS BUILDING INV COY	3.82	3.99	3.99	3.82	0.00	2	1,200	4,794.00
MRS OIL NIGERIA	178.10	180.00	178.00	178.10	0.00	4	10,087	1,797,886.00
NASD	37.36	37.36	37.36	37.36	0.00	1	20	747.2
NIPCO	344.00	344.00	309.60	344.00	0.00	2	1,085	338,840.00
NITROX IND. GASES	27.00	28.00	28.00	28.00	3.70	1	250	7,000.00
OKITIPUPA OIL PALM	305.00	300.00	280.00	300.00	-1.64	3	5,690	1,697,000.00

Disclaimer: This report, prepared by The Brook Securities Ltd., serves as a guide for clients making independent investment decisions in securities, not as a definitive recommendation. The information herein is sourced from public data, analyst estimates, and opinions, and is intended for general informational purposes only. It does not constitute an offer or solicitation to buy or sell securities or financial instruments. The Brook Securities Ltd., its affiliates, subsidiaries, or employees are not liable for any losses incurred from using this information. Investment values may vary due to market fluctuations, and past performance does not predict future results. Currency exchange rate changes may also affect investment values, potentially resulting in losses. The Brook Securities Ltd. is registered with the Securities and Exchange Commission (SEC) and is a Trading License Holder of The Nigerian Exchange Limited (NGX). Its registered office is located at [4, Fatai Idowu Arobieke Street, Lekki Phase 1, Lagos, Nigeria.](#)