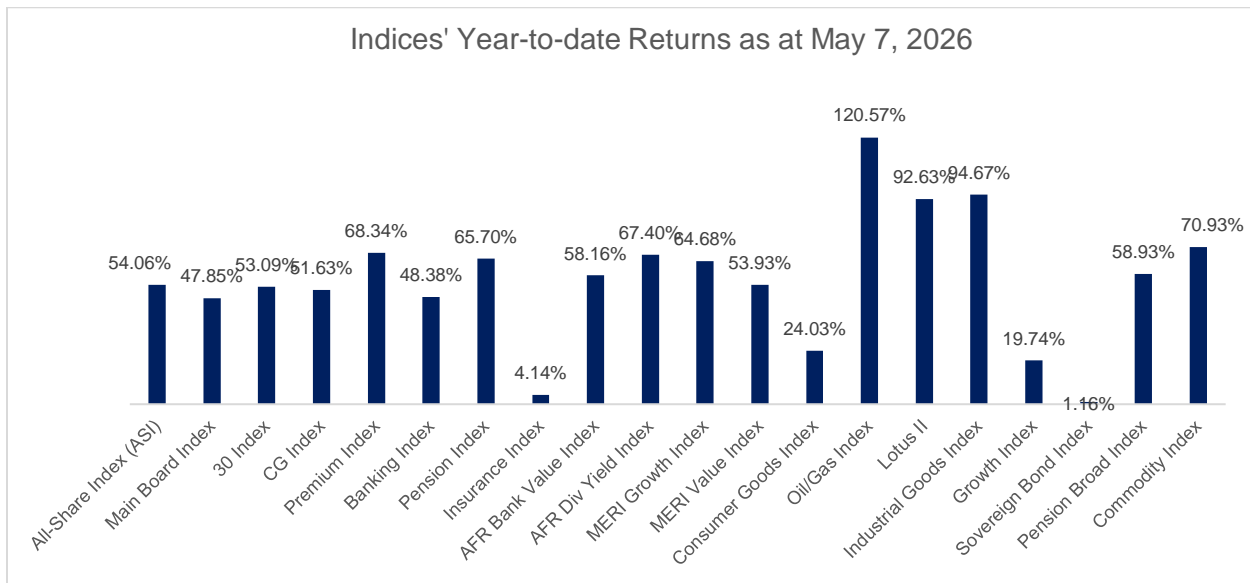
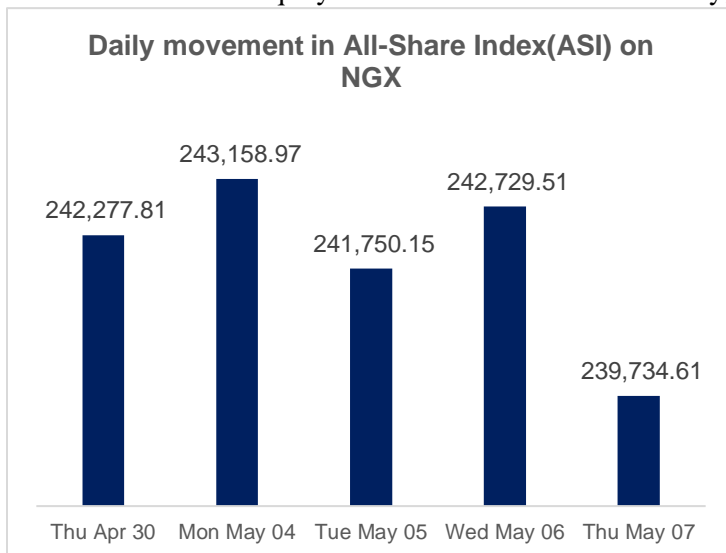


Daily Market Report | 7th May 2026

All-Share Index slips 1.23% as investors take profit after rally



The sentiment in the equity market was bearish on Thursday, as investors prioritised profit taking in their trading strategy. This followed the significant price rally recorded in the market recently. Consequently, the All-Share Index (ASI) slipped by shedding 2,994.90 points to close the day at 239,734.61 points down from 242,729.51 points as of Wednesday.

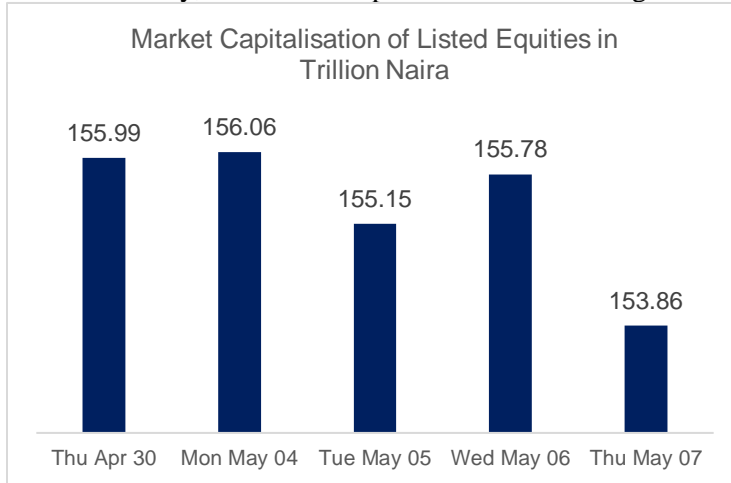


This amounted to a daily negative return of 1.23% while the year-to-return declined to 54.06% down from 55.98% on Wednesday. The best performing sectoral index is the Oil/Gas Index which has a year-to-date return of 120.57% on Thursday.

This amounted to a daily negative return of 1.23% while the year-to-return declined to 54.06% down from 55.98% on Wednesday. The best performing sectoral index is the Oil/Gas Index which has a year-to-date return of 120.57% on Thursday.

The market capitalisation of listed equities closed at N153.86trn today, down from N155.78trn on Wednesday. This amounted to a decline of N1.92trn in the value of listed equities. The bond market capitalisation shed N46.24bn to close at N55.55trn today, down from N55.60trn on Wednesday.

On the contrary, the market capitalisation of Exchange Traded Funds (ETFs) gained N8.15bn to close at N122.61bn today, up from N114.45bn on Wednesday.



Market heavyweights that contributed to today's decline in equity value include BUA Cement (-6.50%), NGX Group (-6.30%), Lafarge Africa (-5.10%), Access Holdings (-5.10%), and Dangote Cement (-4.90%).

Investors traded 1.83 billion shares on Thursday valued at N72.17bn in 81, 131 deals. By count, 151 stocks were traded today out of which 48 stocks appreciated in price, 36 stocks declined in price while

the prices of 67 stocks remained unchanged.

Due to an off-market transaction in the shares of NEM Insurance, the stock led the activity chart by volume, recording 360.56m shares in today's trading session. Other top trades include Fortis Global Insurance, 214.74m, VFD Group, 141.46m; Access Holdings, 140.37m, and FCMB Group, 119.62m.

On the value chart, we have Seplat Energy, N12.98bn; GTCO, N8.68bn; NEM Insurance, N7.93bn; Dangote Cement, N6.34bn, and MTN Nigeria, N4.48bn.

May 2026 FGN Savings Bond Offer

The monthly FGN Savings Bond offer opened today May 4, 2026 and will close on May 8, 2026. Settlement date is May 13, 2026. The two tenors on offer are the 2-Year FGN Savings Bond due May 13, 2028 at 13.525% per annum, and the 3-Year FGN Savings Bond due May 13, 2029 at 14.525% per annum

Dividend Schedule

Company	Dividend	Qualification Date	Payment Date
Zichis Agro-Allied	N0.20	Mar 16, 2026	April 29, 2026
Lafarge Africa	N6.00	April 3, 2026	April 30, 2026
United Capital	N0.30	April 7, 2026	April 24, 2026
CWG	N0.70	April 7, 2026	April 17, 2026
The Initiates	N0.30	April 7, 2026	May 4, 2026
MTN Nigeria	N15.00	April 8, 2026	May 5, 2026
Unilever	N3.25	April 10, 2026	May 8, 2026
Geregu Power	N9.00	April 13, 2026	April 30, 2026
Nigerian Exchange Group	N2.00	April 10, 2026	April 29, 2026

	1 for 3		
Transcorp Power	N4.00	April 17, 2026	May 5, 2026
SFS REIT	N28.30	April 17, 2026	May 18, 2026
Wema Bank	N1.25	April 29, 2026	May 20, 2026
	N6.25		
NAHCO	1 for 7	May 1, 2026	May 15, 2026
Transcorp	N1.60	May 1, 2026	May 19, 2026
Stanbic IBTC Holdings	N4.00	May 4, 2026	May 26, 2026
Seplat Energy	\$0.083	May 15, 2026	
BUA Cement	N10.00	May 8, 2026	May 21, 2026
Haldane McCall	N0.05	May 28, 2026	June 18, 2026
BUA Foods	N28.00	June 4, 2026	July 15, 2026
UACN	N1.00	June 11, 2026	June 26, 2026
Dangote Cement	N45.00	Jun 17, 2026	Jul 2, 2026

Daily Gainers | 7th May, 2026

Stock	Opening Price	Closing Price	Change
SIAML PENSION ETF 40	7837.55	8621.30	10.0%
GREENWICH ALPHA ETF	1019.74	1121.71	10.0%
CAP	193.20	212.50	10.0%
FTN COCOA	7.31	8.04	10.0%
ZICHIS AGRO ALLIED	27.58	30.33	10.0%
MEYER BERGER PAINTS	15.55	17.10	10.0%
	89.80	98.75	10.0%
DEAP CAPITAL	5.54	6.09	9.9%
TANTALIZERS	3.98	4.37	9.8%
NEIMETH	8.20	9.00	9.8%

Daily Losers | 7th May 2026

Stock	Opening Price	Closing Price	Change
FGS AUG 2027	100.00	80.00	-20.0%
FGN DEC 2031	99.00	81.00	-18.2%
UNIVERSITY PRESS	5.00	4.50	-10.0%
MERISTEM GROWTH ETF	121.56	109.52	-9.9%
RED STAR EXPRESS	28.15	25.45	-9.6%
SKYWAY AVIATION	143.10	130.75	-8.6%
C & I LEASING	7.65	7.00	-8.5%
CONSOLIDATED HALLMARK	6.50	6.01	-7.5%
LIVINGTRUST MORTGAGE BANK	3.45	3.20	-7.2%
BUA CEMENT	428.90	401.00	-6.5%



(Trading License Holder of Nigerian Exchange Limited)
 (Dealing Member of Lagos Commodities & Futures Exchange)
 (Participating Institution of NASD OTC Securities Limited)

WhatsApp: [+234 703 943 0889](tel:+2347039430889)

<https://thebrooksecurities.com> 0201-2717903 research@thebrooksecurities.com

The Brook Securities Ltd is registered and regulated by the Securities and Exchange Commission (SEC) Nigeria

NASD OTC Exchange Price List May 7th, 2026								
Security	Open Price	High	Low	Price Close	Change(%)	Trades	Volume	Value(N)
CSCS	76.00	76.00	71.30	73.08	-3.84	10	165,435	12,115,936.60
FRIESLAND CAMPINA WAMCO	116.80	128.47	118.99	127.06	8.78	3	140,681	17,875,226.55
FIRSTTRUST MORTGAGE BANK	2.30	2.30	2.30	2.30	0.00	2	23,490	54,027.00
IGI	0.66	0.60	0.60	0.66	0.00	1	500	300.00
LAGOS BUILDING INV COY	3.82	4.00	4.00	3.82	0.00	2	2,500	10,000.00
LIGHTHOUSE FINANCIAL SERVICES	0.79	0.86	0.86	0.79	0.00	1	1,200	1,042.80
MRS OIL	178.10	178.00	165.00	178.10	0.00	3	1,907	322,975.00
NASD	37.36	37.36	35.00	37.36	0.00	2	1,703	62,701.32
PURPLE REAL ESTATE	8.00	8.00	8.00	8.00	0.00	1	7,500	60,000.00
UBN PROPERTY	2.23	2.23	2.2	2.20	-1.35	2	28,000	61,690.00

Disclaimer: This report, prepared by The Brook Securities Ltd., serves as a guide for clients making independent investment decisions in securities, not as a definitive recommendation. The information herein is sourced from public data, analyst estimates, and opinions, and is intended for general informational purposes only. It does not constitute an offer or solicitation to buy or sell securities or financial instruments. The Brook Securities Ltd., its affiliates, subsidiaries, or employees are not liable for any losses incurred from using this information. Investment values may vary due to market fluctuations, and past performance does not predict future results. Currency exchange rate changes may also affect investment values, potentially resulting in losses. The Brook Securities Ltd. is registered with the Securities and Exchange Commission (SEC) and is a Trading License Holder of The Nigerian Exchange Limited (NGX). Its registered office is located at [4, Fatai Idowu Arobieke Street, Lekki Phase 1, Lagos, Nigeria.](#)