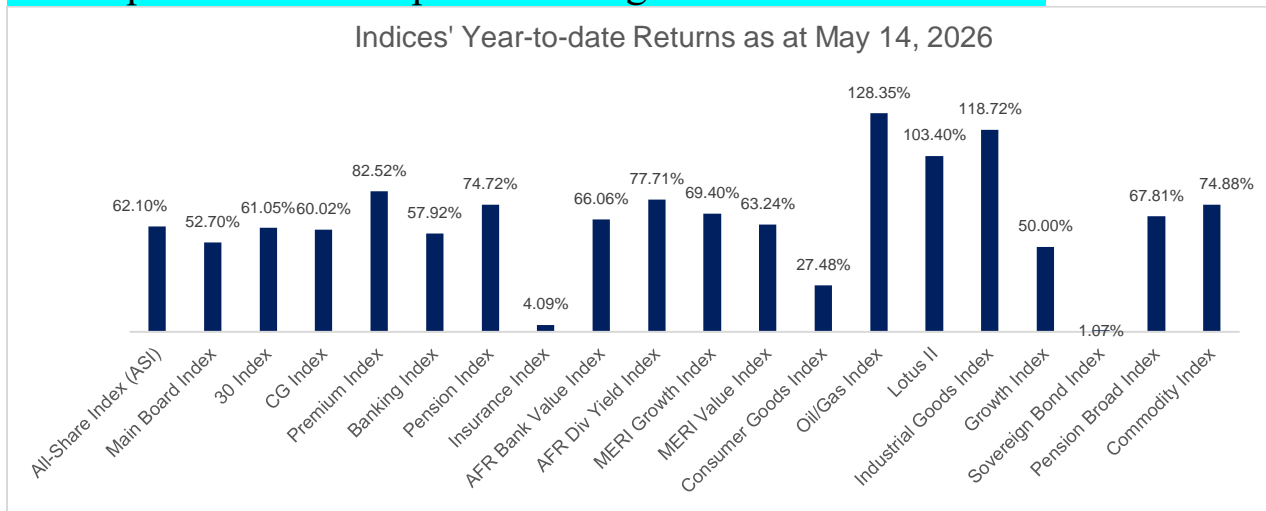
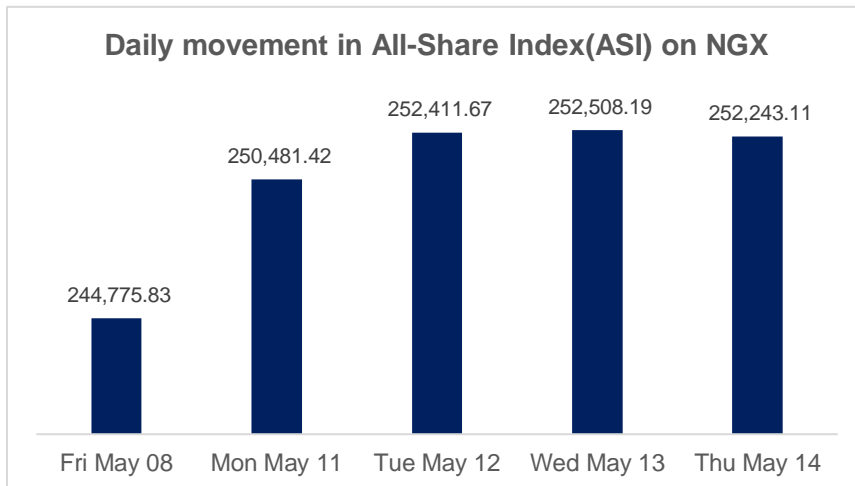


Daily Market Report | 14th May 2026

ASI slips 0.10% as sell pressure weighs on market sentiment



The All-Share Index (ASI) declined by 0.10% on Thursday as renewed sell pressure dampened investor sentiment and triggered mild profit-taking across the market.

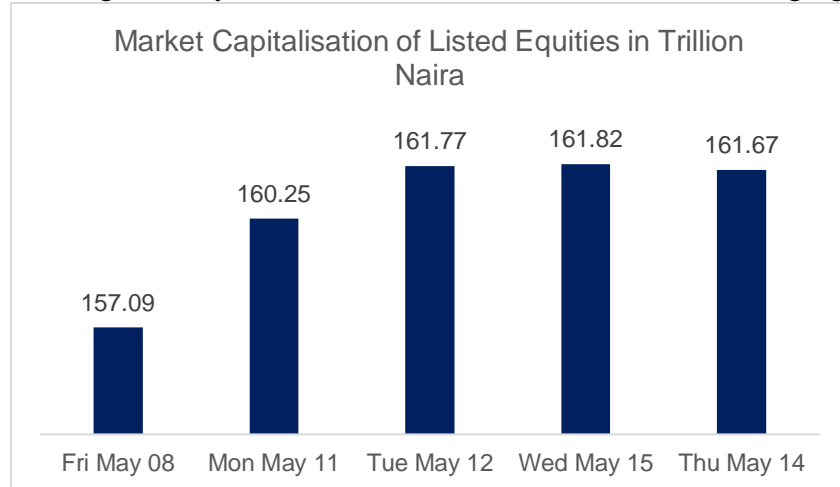


The benchmark index lost 265.08 points to close at 252,243.11 points, compared with 252,508.19 points recorded on Wednesday.

Consequently, the market capitalisation of listed equities fell by N169.89bn

to settle at N161.66trn at the close of trading, down from N161.83trn in the previous session. Key laggards that pressured the market included Wema Bank (-7.14%), Mutual Benefits Assurance (-5.73%), Stanbic IBTC Holdings (-4.45%), Access Holdings (-1.19%) and Nigerian Breweries (-1.06%).

Trading activity remained robust, with investors exchanging 1.03 billion shares valued at



1.03 billion shares valued at N41.64bn across 74,822 deals. A total of 150 equities were traded during the session, of which 46 advanced, 34 declined, while 70 closed flat.

Chams Holding Company led the volume chart with 127.93 million shares traded, followed by VFD Group with 107.05 million shares, First HoldCo with 75.63 million

shares, Access Holdings with 50.33 million shares, and United Bank for Africa with 44.86 million shares. By value, the most actively traded stocks were Aradel Holdings at N6.30bn, First HoldCo at N5.39bn, MTN Nigeria at N3.41bn, Dangote Cement at N2.87bn, and Zenith Bank at N2.66bn.

Supplementary Listing of FGN Bonds Issued in April 2026

The NGX executed supplementary listing of FGN bonds issues in April 2026 as follows:

- Additional 46,835,000 units of 17.945% FGN AUG 2030 were listed. Total units now 594,036,980.
- Additional 18,717,820 units of 17.95% FGN JUN 2032 were listed. Total units now 2,303,460,577.
- Additional 211,237,850 units of 22.60% FGN JAN 2035 were listed. Total units now 1,149,709,269

Dividend Schedule

Company	Dividend	Qualification Date	Payment Date
CWG	N0.70	April 7, 2026	April 17, 2026
The Initiates	N0.30	April 7, 2026	May 4, 2026
MTN Nigeria	N15.00	April 8, 2026	May 5, 2026
Unilever	N3.25	April 10, 2026	May 8, 2026
Geregu Power	N9.00	April 13, 2026	April 30, 2026
	N2.00		
Nigerian Exchange Group	1 for 3	April 10, 2026	April 29, 2026
Transcorp Power	N4.00	April 17, 2026	May 5, 2026

SFS REIT	N28.30	April 17, 2026	May 18, 2026
Wema Bank	N1.25	April 29, 2026	May 20, 2026
NAHCO	N6.25 1 for 7	May 1, 2026	May 15, 2026
Transcorp	N1.60	May 1, 2026	May 19, 2026
Stanbic IBTC Holdings	N4.00	May 4, 2026	May 26, 2026
Seplat Energy	\$0.083	May 15, 2026	
BUA Cement	N10.00	May 8, 2026	May 21, 2026
Haldane McCall	N0.05	May 28, 2026	June 18, 2026
BUA Foods	N28.00	June 4, 2026	July 15, 2026
UACN	N1.00	June 11, 2026	June 26, 2026
Dangote Cement	N45.00	Jun 17, 2026	Jul 2, 2026

Daily Gainers | 14th May, 2026

Stock	Opening Price	Closing Price	Change
LEARN AFRICA	9.00	9.90	10.00%
FIDSON	113.30	124.60	9.97%
AUSTIN LAZ	3.72	4.09	9.95%
BERGER PAINTS	140.10	154.00	9.92%
DEAP CAPITAL	5.25	5.77	9.90%
UNION DICON	19.75	21.70	9.87%
S C O A	27.35	30.05	9.87%
UPDC REIT	10.80	11.85	9.72%
DAAR COMMS	1.87	2.05	9.63%
CORONATION INS.	2.64	2.88	9.09%

Daily Losers | 14th May 2026

Stock	Opening Price	Closing Price	Change
VETIVA GRIFFIN 30 ETF	118	106.2	-10.00%
ZICHIS AGRO ALLIED	36.32	32.69	-9.99%
FTN COCOA	11.04	9.95	-9.87%
MEYER	23.9	21.55	-9.83%
R T BRISCOE	17	15.4	-9.41%
NEIMETH	10.75	9.95	-7.44%
FGN OCT 2033	108	100	-7.41%
WEMA BANK	35	32.5	-7.14%
MERISTEM VALUE ETF	141	131	-7.09%
FGN JUN 2027	86	80	-6.98%

Disclaimer: This report, prepared by The Brook Securities Ltd., serves as a guide for clients making independent investment decisions in securities, not as a definitive recommendation. The information herein is sourced from public data, analyst estimates, and opinions, and is intended for general informational purposes only. It does not constitute an offer or solicitation to buy or sell securities or financial instruments. The Brook Securities Ltd., its affiliates, subsidiaries, or employees are not liable for any losses incurred from using this information. Investment values may vary due to market fluctuations, and past performance does not predict future results. Currency exchange rate changes may also affect investment values, potentially resulting in losses. The Brook Securities Ltd. is registered with the Securities and Exchange Commission (SEC) and is a Trading License Holder of The Nigerian Exchange Limited (NGX). Its registered office is located at [14, Fatai Idowu Arobieke Street, Lekki Phase 1, Lagos, Nigeria](#)