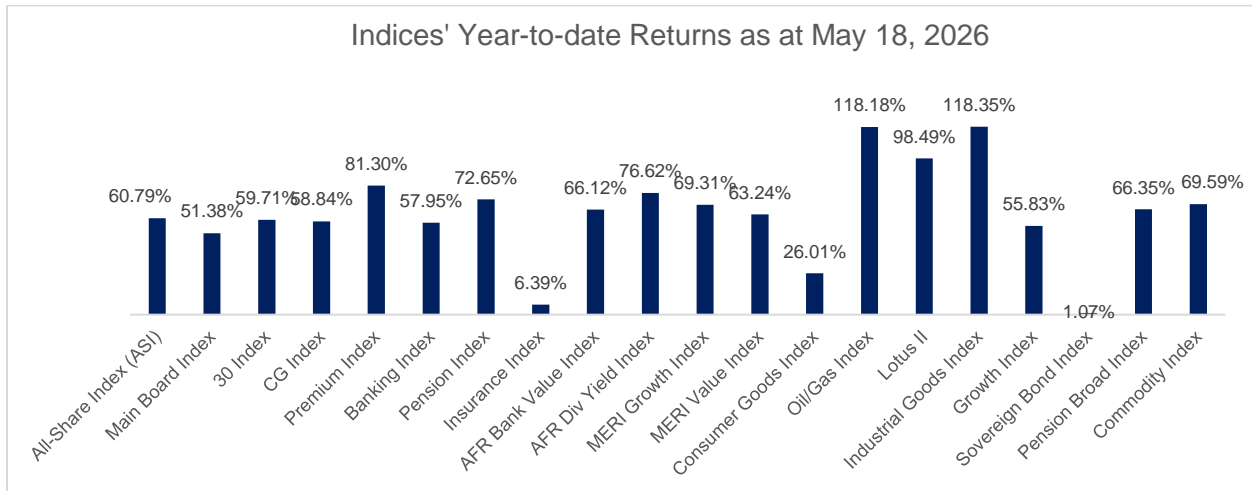
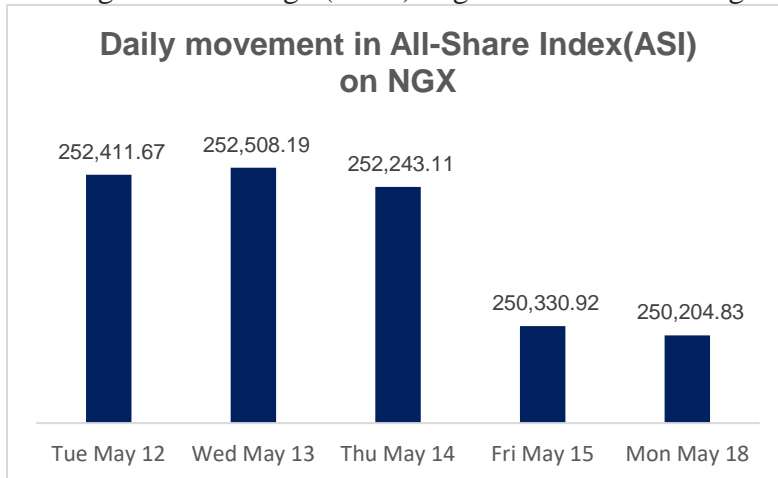


Daily Market Report | 18<sup>th</sup> May 2026

**ASI dips 0.05% ahead of CBN MPC meeting**



The Nigerian Exchange (NGX) began the week on a negative note as the All-Share Index (ASI)

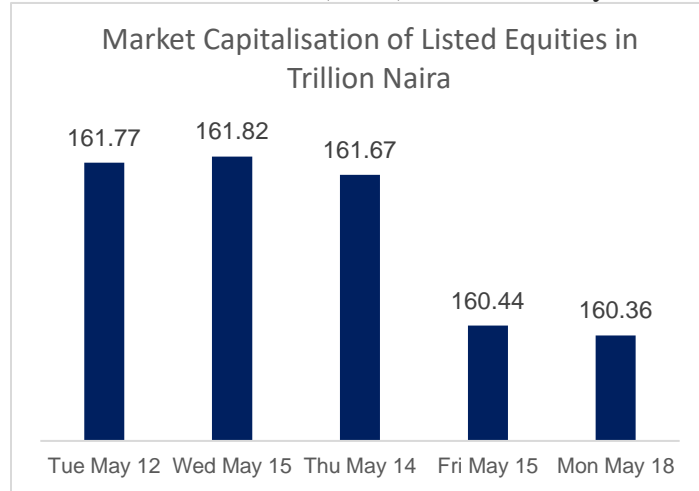


declined by 126.09 points on Monday amid sustained selling pressure. The benchmark index recorded a daily loss of 0.05%, closing at 250,204.83 points compared with 250,330.92 points recorded on Friday. The decline comes ahead of the 305th Monetary Policy Committee (MPC) meeting of the Central Bank of Nigeria (CBN).

Market capitalisation also fell by N80.81 billion to close at N160.36 trillion, down from N160.44 trillion at the close of trading last Friday. Key stocks that dragged the market lower included UACN, which lost 4.98%, Dangote Sugar, down 2.75%, and Nigerian Breweries, which shed 1.09%, among others.

Trading activity remained robust, with investors exchanging 800.46 million shares valued at N37.04 billion across 87,096 deals. A total of 148 equities were traded during the session. Of these, 42 stocks gained, 41 declined, while 65 closed unchanged.

United Bank for Africa (UBA) led the activity chart by volume with 64.97 million shares traded.



It was followed by Fidelity Bank with 57.29 million shares, Access Holdings with 42.26 million shares, Daar Communications with 36.70 million shares, and Secure Electronic Technology with 36.60 million shares. On the value chart, Aradel Holdings topped the list with transactions worth N6.14 billion. Seplat Energy followed with N2.95 billion, while UBA and MTN Nigeria each recorded trades valued at N2.83 billion. GTCO completed the top five with N2.68 billion in traded value.

### Price Adjustment

The NGX adjusted the share price of Seplat Energy following a dividend payout of N113.78 per share. The stock's ex-dividend price was fixed at N11,486.22.

### Listing of FGN Bonds

The Exchange also listed the Federal Government Savings Bonds issued in April 2026. The newly listed instruments are the 13.082% FGNSB due April 2028 and the 14.082% FGNSB due 2029.

Meanwhile, the MPC of the CBN is scheduled to meet on Tuesday, May 19, and Wednesday, May 20, to review developments in the Nigerian economy and determine the direction of monetary policy. At its previous meeting, the committee reduced the Monetary Policy Rate (MPR) to 26.50%, while retaining the asymmetric corridor at +50/-450 basis points around the MPR. The liquidity ratio was maintained at 30.00%, while the Cash Reserve Ratio (CRR) was left unchanged at 45.00% for Deposit Money Banks, 16.00% for Merchant Banks, and 75.00% for non-TSA public sector deposits.

Although inflation showed signs of rising again in April 2026, partly driven by tensions in the Middle East, market analysts largely expect the MPC to maintain current monetary policy parameters at this week's meeting.

### Dividend Schedule

Company	Dividend	Qualification Date	Payment Date
CWG	N0.70	April 7, 2026	April 17, 2026
The Initiates	N0.30	April 7, 2026	May 4, 2026

MTN Nigeria	N15.00	April 8, 2026	May 5, 2026
Unilever	N3.25	April 10, 2026	May 8, 2026
Geregu Power	N9.00	April 13, 2026	April 30, 2026
Nigerian Exchange Group	N2.00 1 for 3	April 10, 2026	April 29, 2026
Transcorp Power	N4.00	April 17, 2026	May 5, 2026
SFS REIT	N28.30	April 17, 2026	May 18, 2026
Wema Bank	N1.25	April 29, 2026	May 20, 2026
NAHCO	N6.25 1 for 7	May 1, 2026	May 15, 2026
Transcorp	N1.60	May 1, 2026	May 19, 2026
Stanbic IBTC Holdings	N4.00	May 4, 2026	May 26, 2026
Seplat Energy	\$0.083	May 15, 2026	
BUA Cement	N10.00	May 8, 2026	May 21, 2026
Haldane McCall	N0.05	May 28, 2026	June 18, 2026
BUA Foods	N28.00	June 4, 2026	July 15, 2026
UACN	N1.00	June 11, 2026	June 26, 2026
Dangote Cement	N45.00	Jun 17, 2026	Jul 2, 2026

#### Daily Gainers | 14<sup>th</sup> May, 2026

Stock	Opening Price	Closing Price	Change
OANDO	47.00	51.70	10.00%
UNIVERSITY PRESS P	5.00	5.50	10.00%
VETIVA GRIFFIN 30 ETF	97.00	106.70	10.00%
VETIVA BANKING ETF	27.00	29.70	10.00%
DEAP CAPITAL	5.42	5.96	9.96%
MAY & BAKER	47.30	52.00	9.94%
TRANS-NATIONWIDE	7.06	7.76	9.92%
ABC	6.27	6.89	9.89%
NEIMETH	10.45	11.45	9.57%
INT'L ENERGY INSURANCE	2.79	3.05	9.32%

#### Daily Losers | 14<sup>th</sup> May 2026

Stock	Opening Price	Closing Price	Change
GREENWICH ALPHA ETF	1117.4	1005.66	-10.00%
NCR (NIGERIA) PLC.	179.1	161.2	-9.99%
ZICHIS AGRO ALLIED	29.43	26.49	-9.99%
IMG	42.3	38.1	-9.93%
SOVEREIGN TRUST INS.	2.94	2.65	-9.86%
DAAR COMMS	2.25	2.03	-9.78%
CWG	24.8	22.5	-9.27%
SIAML PENSION ETF 40	7700	7000	-9.09%
R T BRISCOE	15.83	14.4	-9.03%
ABBNEY MORTGAGE BANK	7.3	6.65	-8.90%



(Trading License Holder of Nigerian Exchange Limited)  
 (Dealing Member of Lagos Commodities & Futures Exchange)  
 (Participating Institution of NASD OTC Securities Limited)

WhatsApp: [+234 703 943 0889](tel:+2347039430889)

<https://thebrooksecurities.com> 0201-2717903 [research@thebrooksecurities.com](mailto:research@thebrooksecurities.com)

The Brook Securities Ltd is registered and regulated by the Securities and Exchange Commission (SEC) Nigeria

NASD OTC Exchange Price List May 18th, 2026								
Security	Open Price	High	Low	Price Close	Change(%)	Trades	Volume	Value(N)
11 PLC	221.10	200.00	200.00	221.10	0.00	1	248	49,600.00
AFRILAND PROPERTIES	16.95	16.00	15.99	16.95	0.00	2	857	13,705.80
CSCS	72.34	72.00	70.00	70.00	-3.24	4	8,953	632,595.00
FRIESLAND CAMPINA WAMCO	159.00	159.00	143.1	146.55	-7.83	5	22,734	3,347,440.00
FOOD CONCEPTS	2.35	2.58	2.58	2.35	0.00	1	1,000	2,580.00
LAGOS BUILDING INV. COY	3.82	3.82	3.82	3.82	0.00	3	404,700	1,545,954.00
MRS OIL NIGERIA	178.10	194.90	194.90	178.10	0.00	2	257	50,089.30
NASD	35.00	34.50	34.50	34.50	-1.43	1	1,500	51,750.00
NEWREST ASL NIGERIA	55.59	61.147	61.147	61.15	10	1	44,460	2,718,595.62
NIPCO	309.6	309.6	309.6	309.6	0.00	3	27,934	8,648,366.40
OKITIPUPA OIL PALM	300.00	300.00	280.00	300.00	0.00	3	1,186	335,152.00
PURPLE REAL ESTATE INCOME	8.00	8.00	8.00	8.00	0.00	1	613	4,904.00

**Disclaimer:** This report, prepared by The Brook Securities Ltd., serves as a guide for clients making independent investment decisions in securities, not as a definitive recommendation. The information herein is sourced from public data, analyst estimates, and opinions, and is intended for general informational purposes only. It does not constitute an offer or solicitation to buy or sell securities or financial instruments. The Brook Securities Ltd., its affiliates, subsidiaries, or employees are not liable for any losses incurred from using this information. Investment values may vary due to market fluctuations, and past performance does not predict future results. Currency exchange rate changes may also affect investment values, potentially resulting in losses. The Brook Securities Ltd. is registered with the Securities and Exchange Commission (SEC) and is a Trading License Holder of The Nigerian Exchange Limited (NGX). Its registered office is located at [4, Fatai Idowu Arobieke Street, Lekki Phase 1, Lagos, Nigeria.](#)