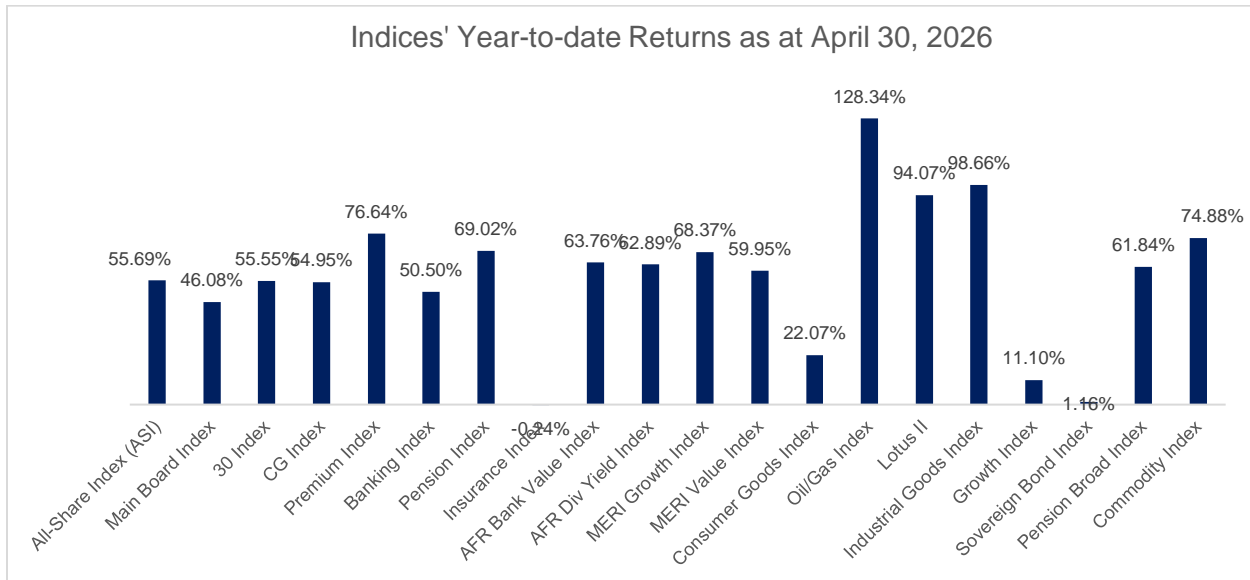
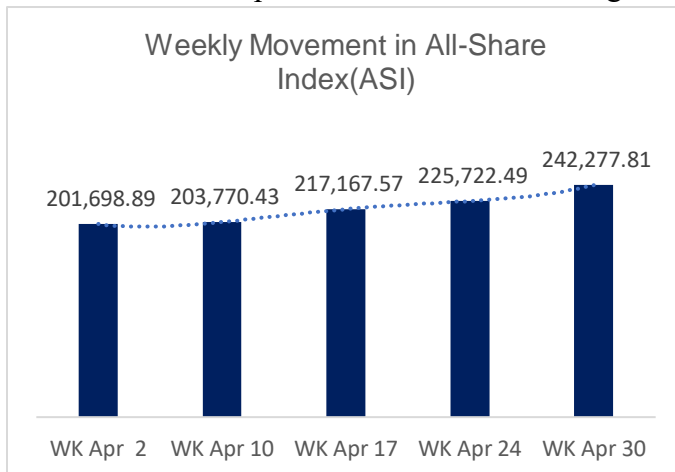


Weekly Market Report | 30th Apr 2026

A Week of Strong Bullish Rally in Equities



The last week of April 2026 witnessed a strong rally in equities with the Year-To-Date return of

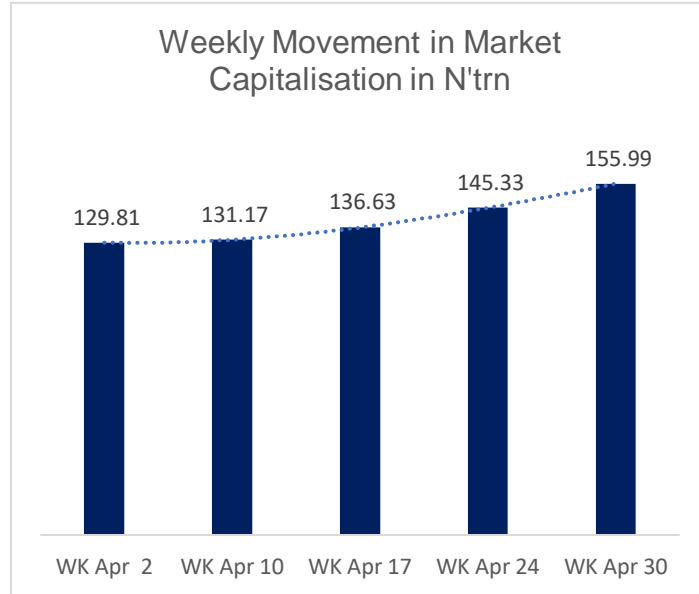


the All-Share Index (ASI) outperforming the returns recorded in the entire 2025. On Thursday April 30, 2026, the ASI closed at 242,277.81 points, a new year high. This raises ASI's YTD return to 56.69%. The bullish run was fueled by the release of highly improved Q1 2026 unaudited financial statements of some listed companies, with significant growth seen in both the top and bottom lines. Investors also positioned in some stocks ahead of

their qualification dates.

Despite trading for just four days, investors traded 4.84 billion shares valued at N287.76bn in 332,453 deals. This compares with 3.81 billion shares that were traded in the previous week valued at N213,96bn in 297,202 deals.

Expectedly, the financial services industry led the activity chart with 3.76 billion shares valued at

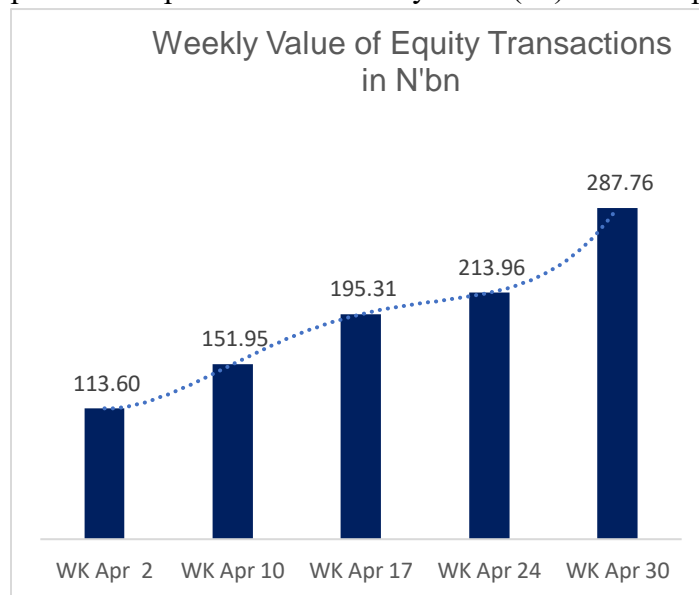


N124.39bn in 146, 938 deals. This amounted to 77.57% of the entire market volume and 43.23% of the entire market value. The consumer goods industry recorded 177.009 million shares worth N30.85bn in 36,609 deals to emerge as the second most active sector. The services industry was third of the activity chart, recording 176.80 million shares valued at N4.39bn in 15,310 deals.

The top most active securities this week were Access Holdings, United Bank for Africa and Wema Bank, with combined 2.02 billion shares valued at N60.03bn

executed in 39, 925 deals. This accounted for 41.85% of the market volume, and 20.86% of the market value.

Fifty-two (52) equities gained in price this week, compared with 46 equities that appreciated in price in the previous week. Fifty-three (53) stocks depreciated in price this week, same as 53 that



depreciated in price in the previous week. Further, the share prices of 41 stocks remained unchanged this week, compared with 47 equities in the previous week.

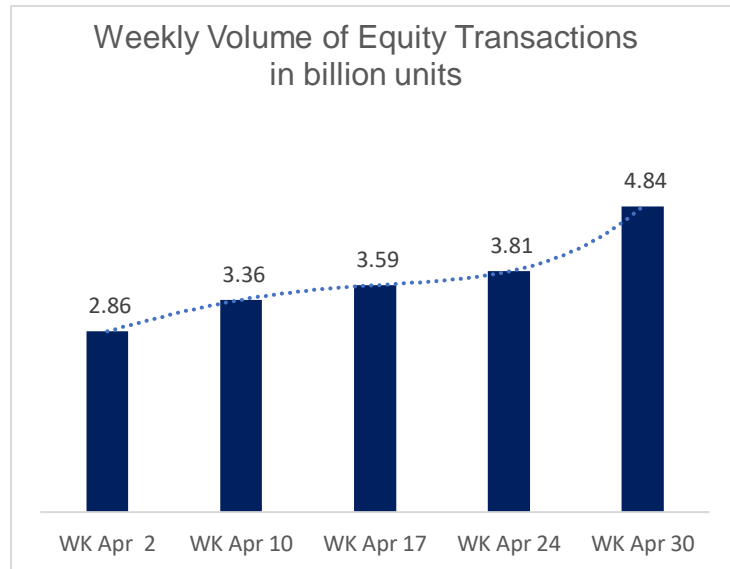
Exchange Traded Products (ETPs)

Investor traded 5.66 million units of ETFs this week, worth N640.48m executed in 7,382 deals. This compares with 7.76 million units traded in the previous week worth N916.11 million in 433 deals. The most active ETFs were VETBANK, VETGRIF30, VETGOOGS and LOTUSHAL15. On a weekly basis, the

market capitalisation of ETF closed N99.05bn this week as against N110.35bn in the previous week, representing a decline of N11.31bn.

Bonds

The bond market capitalisation rose to N54.33trn this week, up from N54.30trn as of April 24.



This amounted to a week gain of N26.98bn. investors traded 153,656 units of bonds this week worth N156.88 million in 43 deals. This compares with 442,785 units that were traded in the previous week worth N445.83million in 59 deals. The most active bonds this week were TAJSUKS2 and FGSUK2033S6.

Price Adjustments

The following equities had their share prices adjusted for different corporate actions as announced by their boards of directors:

- Zenith Bank was adjusted for a dividend of N8.75. Ex-div price was N127.15
- Okomu Oil was adjusted for a dividend of N15. Ex-div price was N1750.00
- Transcorp was adjusted for a dividend of N1.00. Ex div price was N45.40
- Wema Bank was adjusted for a dividend of N1.25. Ex div price was N34.75
- Consolidated Hallmark was adjusted for a dividend of N0.15. Ex div price was N5.00

Dividend Payment Schedule for Next week: May 4-8, 2026

- The Initiates May 4, 2026, Dividend N0.30
- MTN Nigeria May 5, 2026, Dividend N15.00
- Transcorp Power May 5, 2026, Dividend N4.00
- UPDC May 7, 2026, Dividend N0.01
- Custodian May 8, 2026, Dividend N2.50
- Transcorp May 8, 2026, Dividend N1.60
- Unilever May 8, 2026, Dividend N3.25



(Trading License Holder of Nigerian Exchange Limited)
 (Dealing Member of Lagos Commodities & Futures Exchange)
 (Participating Institution of NASD OTC) Securities Limited)

<https://thebrooksecurities.com>

+234 201 271 7900

research@thebrooksecurities.com

The Brook Securities Ltd is registered and regulated by the Securities and Exchange Commission (SEC) Nigeria

Company	Dividend	Qualification Date	Payment Date
Zichis Agro-Allied	N0.20	Mar 16, 2026	April 29, 2026
Lafarge Africa	N6.00	April 3, 2026	April 30, 2026
United Capital	N0.30	April 7, 2026	April 24, 2026
CWG	N0.70	April 7, 2026	April 17, 2026
The Initiates	N0.30	April 7, 2026	May 4, 2026
MTN Nigeria	N15.00	April 8, 2026	May 5, 2026
Unilever	N3.25	April 10, 2026	May 8, 2026
Geregu Power	N9.00	April 13, 2026	April 30, 2026
	N2.00		
Nigerian Exchange Group	1 for 3	April 10, 2026	April 29, 2026
Transcorp Power	N4.00	April 17, 2026	May 5, 2026
SFS REIT	N28.30	April 17, 2026	May 18, 2026
Wema Bank	N1.25	April 29, 2026	May 20, 2026
	N6.25		
NAHCO	1 for 7	May 1, 2026	May 15, 2026
Transcorp	N1.60	May 1, 2026	May 19, 2026
Stanbic IBTC Holdings	N4.00	May 4, 2026	May 26, 2026
Seplat Energy	\$0.083	May 15, 2026	
BUA Cement	N10.00	May 8, 2026	May 21, 2026
Haldane McCall	N0.05	May 28, 2026	June 18, 2026
BUA Foods	N28.00	June 4, 2026	July 15, 2026
UACN	N1.00	June 11, 2026	June 26, 2026
Dangote Cement	N45.00	Jun 17, 2026	Jul 2, 2026



(Trading License Holder of Nigerian Exchange Limited)
 (Dealing Member of Lagos Commodities & Futures Exchange)
 (Participating Institution of NASD OTC) Securities Limited)

<https://thebrooksecurities.com>

+234 201 271 7900

research@thebrooksecurities.com

The Brook Securities Ltd is registered and regulated by the Securities and Exchange Commission (SEC) Nigeria

Weekly Gainers Apr 30, 2026				Weekly Losers Apr 30, 2026			
Stock	Opening Price	Closing Price	Change	Stock	Opening Price	Closing Price	Change
Zichis Agro-Allied	15.60	21.78	39.62%	UBA	55.00	42.75	-22.27%
The Initiates	23.00	30.60	33.04%	Royal Exchange	1.70	1.36	-20.00%
UACN	142.00	181.50	27.82%	Trans Nationwide Express	7.90	6.40	-18.99%
BUA Cement	335.00	418.00	24.78%	Deap Capital	4.90	4.19	-14.49%
CAP	118.50	145.20	22.53%	First Holdeo	75.00	64.65	-13.80%
Livestock Feeds	6.50	7.95	22.31%	Access Holdings	31.30	27.00	-13.74%
Aradel Holdings	1679.90	2024.00	20.48%	Haldane Mccall	3.97	3.43	-13.60%
Beta Glass	498.50	598.00	19.98%	International Breweries	14.00	12.10	-13.57%
IMG	36.00	42.90	19.17%	Neimeth International	9.55	8.30	-13.09%
Lafarge Africa	294.90	350.00	18.68%	E-Tranzact	17.05	15.00	-12.02%

Disclaimer: This report, prepared by The Brook Securities Ltd., serves as a guide for clients making independent investment decisions in securities, not as a definitive recommendation. The information herein is sourced from public data, analyst estimates, and opinions, and is intended for general informational purposes only. It does not constitute an offer or solicitation to buy or sell securities or financial instruments. The Brook Securities Ltd., its affiliates, subsidiaries, or employees are not liable for any losses incurred from using this information. Investment values may vary due to market fluctuations, and past performance does not predict future results. Currency exchange rate changes may also affect investment values, potentially resulting in losses. The Brook Securities Ltd. is registered with the Securities and Exchange Commission (SEC) and is a Trading License Holder of The Nigerian Exchange Limited (NGX). Its registered office is located at [4, Fatai Idowu Arobieke Street, Lekki Phase 1, Lagos, Nigeria.](#)