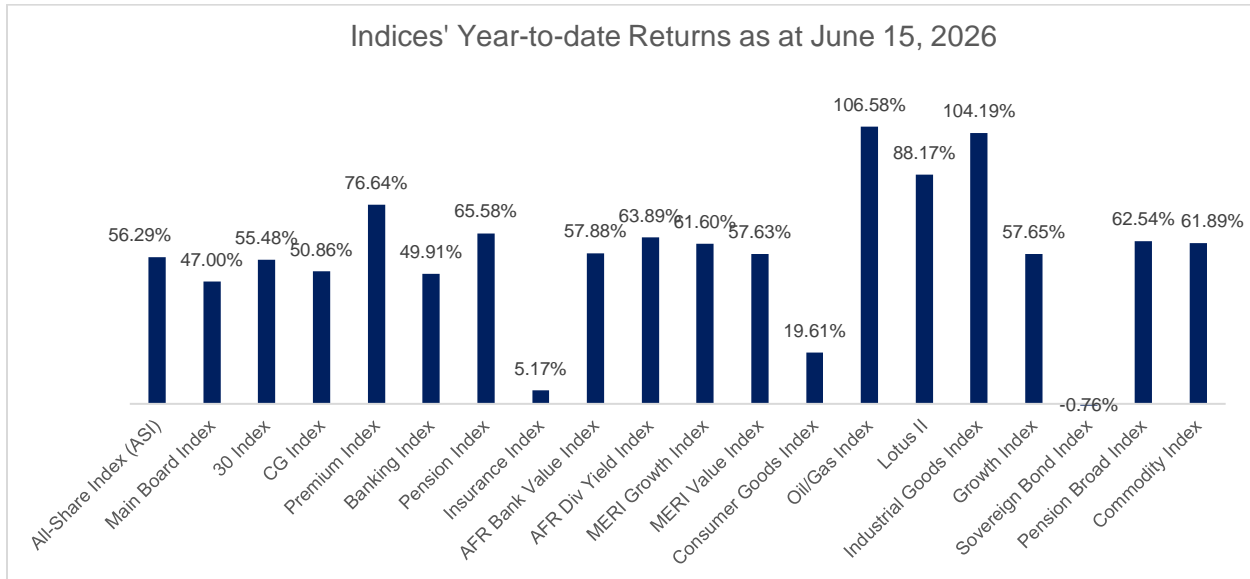
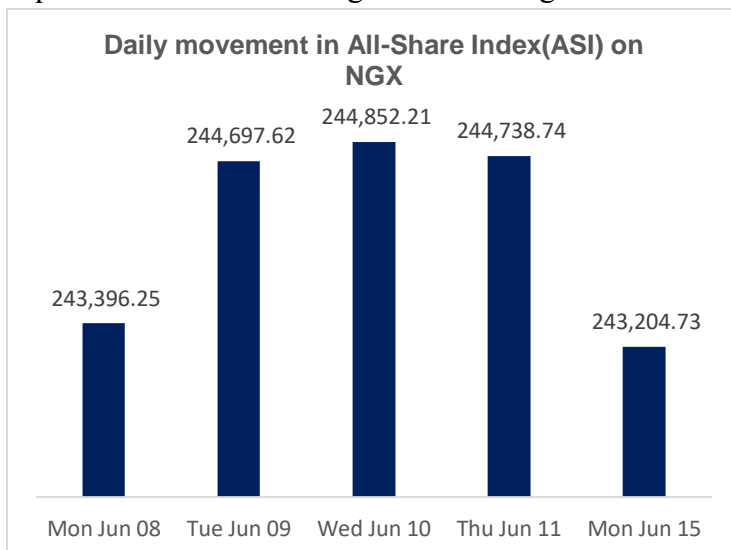


Daily Market Report | 15 June 2026

Equities shed N984bn as inflation hits 15.9% in May



Equities listed on the Nigerian Exchange Limited on Monday shed N983.88bn to close at

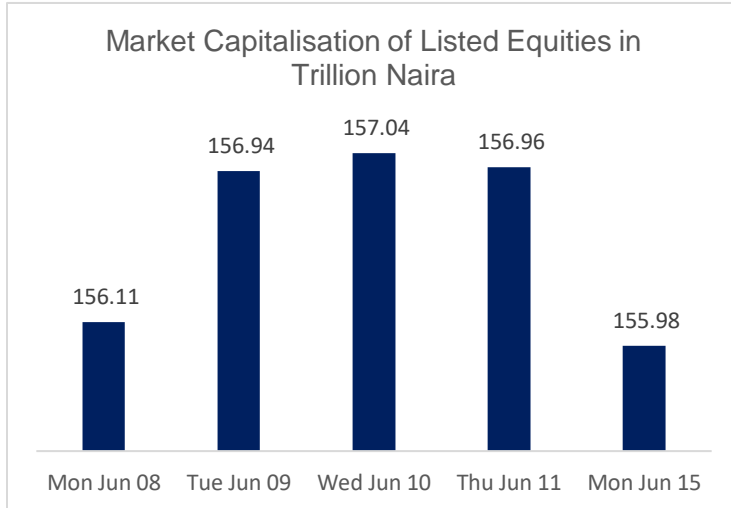


N155.98trn down from N156.96trn on Thursday, as widespread profit taking defined the resumption of trading activities after the Democracy Holiday.

The All-Share Index (ASI) shed 1,534.01 points to close at 243,204.73 points down from 244,738.74 points on Thursday. This amounted to a negative daily return of 0.63%. Notwithstanding, year-to-date return remains robust at 56.20%.

Blue chip companies that contributed to today's loss include Oando (-9.81%); NAHCO (-9.19%); First Holdco (-7.25%); Aradel Holdings (-5.65%), and Transcorp (-5.00%).

Investors traded 569.07 million shares on Monday worth N31.44bn in 77, 652 deals. A total of 149 stocks featured in today's trading session.



From the list, 24 stocks advanced; 55 stocks declined while the prices of 70 stocks remained unchanged. Sterling Financial Holdings topped the activity chart by volume with 112.17m shares. It was followed by Neimeth, 103.12 million shares; GTCO, 53.91 million shares; FCMB Group, 44.60 million shares, and Access Holdings, 28.83 million shares.

On the value chart, we have the following stocks: Aradel Holdings, N11.19bn; GTCO, N7.31bn; Zenith Bank, N2.04bn; Seplat, N1.70bn, and MTN Nigeria, N1.19bn.

Other Market Developments

- The NGX adjusted the share price of ETI for a dividend of N2.18 per share. Ex div price: N97.40 per share
- The NGX adjusted the share price of UACN for a dividend of N1 per share. Ex-div price: N181.00 per share.

Headline inflation sustains upward trend

Meanwhile, the annual inflation rate increased modestly from 15.7% in April 2026 to 15.9% in May 2026, indicating that prices were rising slightly faster than in the previous month. However, inflation remains substantially lower than the 26.06% recorded in May 2025, suggesting significant disinflation over the past year.

Food inflation followed a similar pattern, increasing to 16.96% from 16.06% in April, but remaining well below the 24.55% recorded a year earlier. This indicates that food prices are still a major source of inflationary pressure, although conditions have improved considerably compared with 2025. Core inflation, which excludes farm produce and energy and is often viewed as a measure of underlying price pressures, rose to 16.82% from 15.86% in April. Despite this increase, it remains markedly below the 24.92% recorded in May 2025.



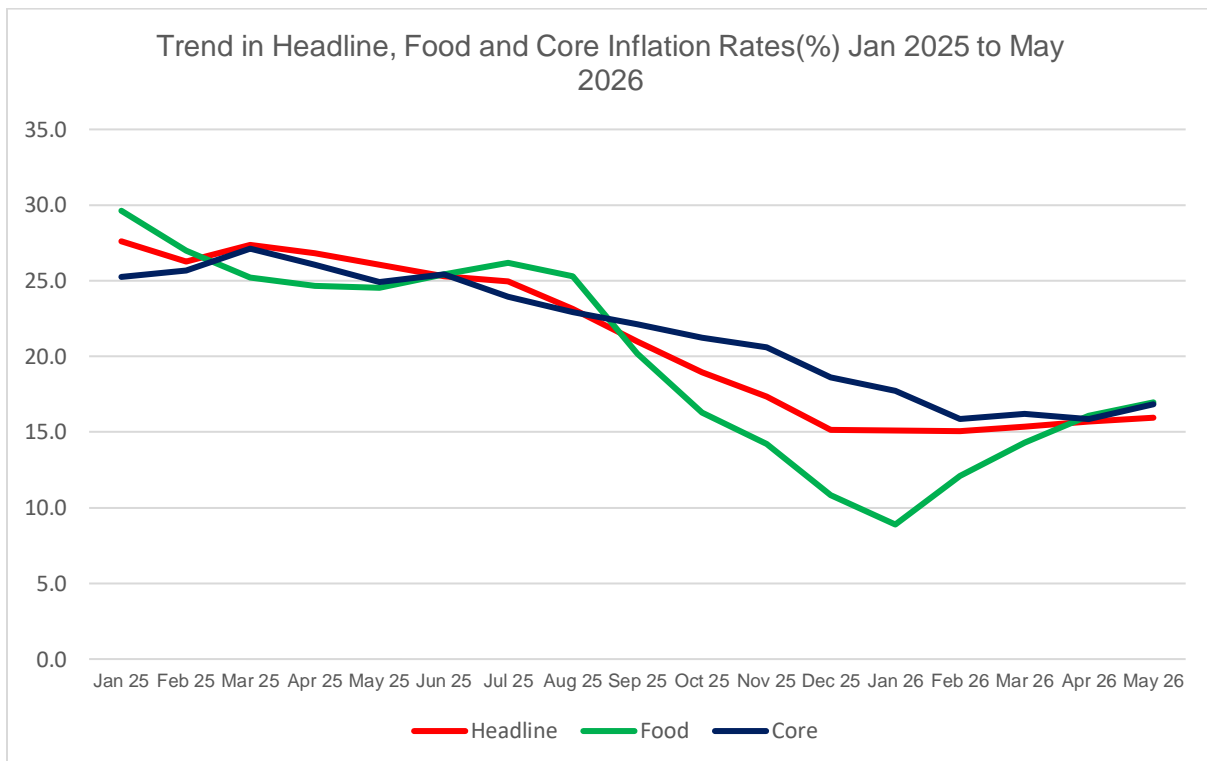
(Trading License Holder of Nigerian Exchange Limited)
(Dealing Member of Lagos Commodities & Futures Exchange)
(Participating Institution of NASD OTC Securities Limited)

WhatsApp: [+234 703 943 0889](tel:+2347039430889)

<https://thebrooksecurities.com> 0201-2717903 research@thebrooksecurities.com

The Brook Securities Ltd is registered and regulated by the Securities and Exchange Commission (SEC) Nigeria

Month on month, headline inflation slowed to 1.7% in May from 2.1% in April, suggesting some moderation in overall price increases during the month. As of May 2025, headline inflation was 1.50%. Food inflation also eased, declining to 2.98% from 3.63% in April. Nevertheless, it remained above the 2.19% recorded in May 2025. Core inflation moved in the opposite direction, rising sharply to 1.94% from 1.03% in April and exceeding the 1.10% recorded in May 2025.



Daily Gainers 15 June, 2026				Daily Losers 15 June 2026			
Stock	Opening Price	Closing Price	Change	Stock	Opening Price	Closing Price	Change
FGN OCT 2033	98.20	114.99	17.10 %	SIAML PENSION ET	7350.00	6799.90	-7.48%
ROYAL EXCHANGE	1.50	1.65	10.00 %	VETIVA S & P	230.00	212.00	-7.83%
IKEJA HOTEL CONSOLIDATED	43.15	47.45	9.97%	STANBIC IBTC ETF 30	4175.00	3800.00	-8.98%
HALLMARK	8.25	9.04	9.58%	CORNERSTONE INSURANCE	5.45	4.95	-9.17%
UNIVERSITY PRESS	5.50	6.00	9.09%	NAHCO	179.50	163.00	-9.19%
AXAMANSARD	12.60	13.70	8.73%	ABBAY MORTGAGE BANK	11.40	10.30	-9.65%
ACADEMY PRESS	7.45	8.10	8.72%	OANDO	53.00	47.80	-9.81%
TAJ SUKUK S1	84.49	90.00	6.52%	NEIMETH	8.55	7.70	-9.94%
MERISTEM VALUE ETF	133.55	139.82	4.69%	E-TRANZACT	16.55	14.90	-9.97%
STANBIC IBTC	165.00	171.90	4.18%	IEI	7.11	6.40	-9.99%

Disclaimer: This report, prepared by The Brook Securities Ltd., serves as a guide for clients making independent investment decisions in securities, not as a definitive recommendation. The information herein is sourced from public data, analyst estimates, and opinions, and is intended for general informational purposes only. It does not constitute an offer or solicitation to buy or sell securities or financial instruments. The Brook Securities Ltd., its affiliates, subsidiaries, or employees are not liable for any losses incurred from using this information. Investment values may vary due to market fluctuations, and past performance does not predict future results. Currency exchange rate changes may also affect investment values, potentially resulting in losses. The Brook Securities Ltd. is registered with the Securities and Exchange Commission (SEC) and is a Trading License Holder of The Nigerian Exchange Limited (NGX). Its registered office is located at [4, Fatai Idowu Arobieke Street, Lekki Phase I, Lagos, Nigeria.](#)